



RICARDO LYSANDER

P O R T F O L I O

CURRICULUM VITAE

Who He is?


Illustrator, born in Surabaya, grow up in Malang. Started drawing since 9 years old. He love to watch jaw-dropping CGI, Ghibli movies, and although he studied Economics, he is avid illustrator. His dream one day is to become famous illustrator that can make differences.

- 1993 Ricardo was born
- 2011 Graduated from SMAK Santa Maria
- 2015 Bachelor of Economy Universitas Ma Chung with GPA 3.49/4.00

Milestone

- 2012 PDD Coordinator in Univ. event
Won a contest in 99designs
- 2013 Semifinal in 99designs
Logo design Archmedia
2nd place IT8 Unibraw
- 2014 Fan-Art
Become a freelancer as
- 2015 Avenire
Clothing designer

Design Skills



Personal Skills



Personal Information

Name Ricardo Lysander
Address Jl. Panglima Sudirman 14 Kepanjen, East Java, Indonesia
Phone +62 856 4666 8249
e-Mail avenire.art@gmail.com
Birthplace Surabaya
Birthdate 06 May 1993
Sex Male
Citizenship Indonesia

Interest



Travelling



Music



Gadgets



Doodling

RICARDO LYSANDER



3D PROTOTYPE



PEPAWAGON



environmentally friendly



Graphic Design Pepawagon

Pepawagon is branding commission project I made. This pepawagon is a car perfume. that environmentally friendly and it's package made from cardboard. Pepawagon name comes from "pepa" from pepakura, papercraft in japanese, and "wagon" old english for car.

Tools






Graphic Design–Kacang Oven

Another packaging commission. Kacang Oven is Bali traditional snacks. You can find it everywhere in Bali. By offering different flavor, my client tries to differentiate their product from their competitors. My job here is to made new package design while still using old logo, I use more modern approach for package design, by using flat and different color pallete for each flavor.

Tools





Graphic Design—eterna BOOKS Business Card

eterna BOOKS is a startup company that have vision to create books that last forever. Their business card need to show their company's character and it should show what they do. I made the card foldable and made it looks like a book. On the outside as you can see, there's company logo on the "book" cover and in the back cover I put QR code that give scanner VCard of the owner, therefore, different names, different QR code. On the inside there's all contact information and I made graphic to explain company product's character.

Tools





GUIDEBOOK for EXCHANGE STUDENT
UNIVERSITAS MA CHUNG



Graphic Design–Design I made in College

I'm an economic major student, but that didn't hold back my creativity. First is the cover on the left side. This may or may not be published in my college, when I'm on intern in International Relations I was told to make a guidebook for exchange students. As a finishing touch, I made a simple cover for it. On the above right is certificate design, it's a pro-bono work for a committee that I didn't even apply for. The event is about local culture. While studying in college, I applied as a committee member for several college activities. One of my favorite works is Gameboy namecards.

Tools



FST
X
69 HUT RI



KONSEP DESAIN

Sayap dan perisai menggambarkan lambang negara, Pancasila, dan harapan akan kekuatan untuk melindungi. Warna putih pada sayap melambangkan kemurnian dan pengetahuan.

Logotype **bold** dan **bersudut** menggambarkan ketegasan dan kemandirian.

sementara penempatan logo FST dalam **banner**, menggambarkan FST yang senantiasa mengibarkan semangat merah putih dalam kehidupan berbangsa dan pendidikan.

warna merah putih secara keseluruhan menggambarkan semangat **Indonesia**, dan hijau bermakna **pertumbuhan dan harapan**.



Graphic Design-Logo and Icon

These are are personal projects, and some are logo I created when I'm in committe at college.

I also like customize my notebook interface by changing it folders icon or create custom tile for windows 8 and above.

Tools





Jl. Merbabu (Depan Prodia) No. GaTau | Sponsored by BCA (Bersamanya Cintamu Abadi)



Graphic Design–Vouchers

On the left, is food and drink coupon I made for sushiya, a local sushi restaurant. and the second is personal voucher I made for my friend, hence the censored name.

Tools

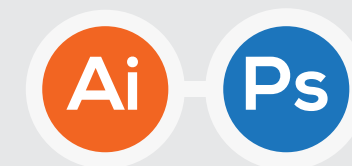




Illustration-Green Adventure

This is a notebook cover design commission. The concept is she want to picture herself doing adventure with her favourite dog. I made her personal emblem as well to replace the missing manufacturer logo.

Tools






main sprite



abang pomade



nomik twintail



enemy sprite

Illustration-Sprite Project

This is a commission project and their expressions. The game concept is education action game based on simple math equation. As you can see in enemy sprite there's "8" number on its torso, each enemy sprite had different number on its torso from 0-9.

Tools





Illustration-Wushu Community Shirt

This is a T-Shirt design for WuShu Club in my University. WuShu is traditional Chinese martial-arts which is grow quite popular in Indonesia. I use dragon as main object in this design because dragon are China's one of the most recognized mythical creatures.

The shirt design are divided into two parts which is form and back. Front part filled by 2 sentence using simplified Chinese language 武术 (Wǔshù) and 玛中 (Mǎ zhōng). For the back part filled by dragon circling a YinYang. The dragon itself are following the style of classic cultures of Chinese dragon paintings and embroidery.

Tools





Illustration–Personal Works

This is my personal works that I made to hone my skill in digital drawing.

Tools



Contact



+62 856 4666 8249



avenire.art@gmail.com



avenire.art



avenireart.deviantart.com



id.linkedin.com/in/ricardolysander



THANK YOU for VIEWING MY WORKS
CONTACT ME! I'M READY!