



ACHMAD FAHJAR  
INTERIOR DESIGN 2017



# Achmad Fahjar

Junior Interior Designer

Jakarta, 14 June 1993  
Tangerang, Indonesia

## About Me

I work with design thinking which is start from detail programming stage where can be measured by precision, systematics and problem formulation. Then am think schematically and try to consistently consider the creative design solution in aspects of technical, sense of art, ergonomic and project management such costing, deadline, brief, etc.

in soft skill aspect, I work efficiently both independently or teamwork, actively try to offer my solution idea in a contribution for a good design result.

## Contact Me

Phone  
+62813 1493 1957

E-mail  
achmadfahjaraharto@gmail.com

Address  
Jl. Pinus Raya Blok E 597  
Poris Indah, Cipondoh,  
Tangerang, Banten  
15148

## Most Thanks

- Allah SWT & Muhammad SAW
- Both my parents Mr. Adhi + Mrs. Yuni
- Interior Design Study Programme of Indonesian Institute of the Arts Yogyakarta
- Budi Pradono Architects
- CK Design Studio
- Arkananta Studio
- Mr. Husain Abdullah

## Education

### Bachelor of Arts

Sept 2011- March 2016

### Indonesian Institute of the Arts

Indonesian Institute of the Arts Yogyakarta,  
major of Interior Design Programme,  
Faculty of Fine Arts

## Work Experience

### Internship Designer

July 2014- February 2015



### Budi Pradono Architects

Involved in the team and responsible for several projects, under guidance and direct orders from the *principal architect*. Support *assistant architect* and *designer* in working on the ongoing project so that the targets being done can be fulfilled.

Stages in regular design activities :

- preliminary design (research design), schematic design, design development, construction drawing, tender preparation, site supervision, project documentation

Other activities :

- contest, exhibition / exhibition, lecture and workshop, research

### Designer (Team)

March 2016- June 2016



### CK Design Studio

Working on design and production projects in team work and collaboration with design studios, craftsmen, artists and furniture producer!

### Junior Interior Designer Arkananta Global Persada, PT

July 2017- September 2017



Run the interior process from preparing pre-plan data and controlling interior construction stage, produce 3d design according to ongoing stage with direction by principal architect-designer in charge

## Exhibition-Ceminar

- 2015 Committe of Hi Design Art Creative Festival, Yogyakarta
- 2015 30 selected work, Penataan Kawasan Malioboro Competition, Yogyakarta
- 2014 Interior Design Workshop "One Studio for All", Netherland Institute of Architecture
- 2013 Feline Chair mock up, Fine arts Exhibition with Intitute of Technology Mara, Malaysia
- 2013 Hotel-Resto Interior Design Perspective Drawing, Fine arts Exhibition, LA Downtown Artwalk
- 2013 Committe of Destorts (design interior & architecture) National Ceminar, Yogyakarta : "Urban Identity, Call for Locality"
- 2012 Design team, delegation for TKMDII XI (Temu Karya Mahasiswa Desain Interior Indonesia), Solo

## Program Skills

Autodesk Autocad	Intermediate	●●●●●○
3d Sketchup	Intermediate	●●●●●○
V-Ray for sketchup	Advanced	●●●●●○
Autodesk 3d Max	Basic	●●●○
Adobe Photoshop	Advanced	●●●●●○
Corel Draw Graphic	Intermediate	●●●●●○
Adobe Illustrator	Basic	●●●○

## Design

### Contemporary Living Space

2017

Optimizing the flexibility of space to get the wide impression of small space by joining multiple zones of activity and negate a massive barrier between space define by it's main function.



How to give a contemporary-modern-natural touch in a small space and keep it warm, and unwearly.



Put some contemporary art or ornamentation to get a more attractive character of the room





## Design

It is good to divide space as it function by utilize the different lighting systems as a non-massive divider or psychological barrier.



How to give a contemporary-modern-natural touch in a small space and keep it warm, and unwearly.



Dividing two different activities by adding level on one of them.



## Design

Variation of wooden elements as the main character of the space gives a very warm sense and intensive atmosphere.



Combination of warm and pastel color brings the space into simply warm and earthy.



Bed- Space as a more functionable as a contemplation space, reflection, evaluation, etc.






# Design

## Living Room-Study Room



## Bath Room



# Design

## Small Space Living

Dulux competition submission, 2016

Concept :

what if the apartment at a bargain price to have a typology that is able to provide the basic needs of the residents ?

what if the apartment dwellers aware of the need for identity which at least is realized through a template furnishings which are typical and represent they culture ?

It all is a challenge that needs to be answered by an interior designer to formulate a concept of residential space that is small but able to accommodate the basic needs of the inhabitants of both sides of the furnishing and lifestyle based on the culture of each.

in order to realize the design concept, this time we try to provide design solutions in the form of a compact space is a function, and combine it with the iconic elements that represent the locality of the application of woven rattan the use of wood elements, but still maintaining the aesthetic form of minimalist style.



master bedroom



master bedroom



living room



kids bedroom



kitchen-dining room



potongan A-A'



potongan B-B'



potongan C-C'



potongan D-D'

plann & sections



# Design

## Block Unit of vertical housing

North Jakarta 2015

### Concept :

To Create the typology of Rusunawa Space of Block unit that have the ideal quality which accommodates the basic needs and activities in a very small space. This idea divide into two specific concept, firstly is the multifunction space that includes the multifunction elements such furniture. secondly is space saving concept that can concising the space into the one single roomy space



### Multifunction Elements :



as bedroom



as study room



transforming bed



as dining room

#### vertical bed series



#### small bed series



#### artificial bed and table



#### Multifunction cune 1



#### Multifunction cune 2



several multifunction furniture that will be applied in the composition of interior planning



Zoning analysis considering to the time and space needs :



# Design

## Woover Furniture

2017

Woover stands for wood and clever. The product propose to be 100 % pure wooden and recycable. it is constructed by reused old wood and finished with natural veneer. For easy of the shipment, the structure has noticed to be knocked down and without having any reinforcement addition from any other non-wood based material. it is clean of any bolt or etc wich is not wood.



## Design

### Tamplas Chair

Yogyakarta, 2015

This chair inspired by a traditional handmade plate as a traditional kitchen things.

the construction decided to combine old teak wood (with rustic-natural finishing) and steel.

This vintage styled chair will fit placed in the patio room, cast guest or relax room as a unique impression adder to the room.



Material : Recycled Jati Lawas Wood,  
cast steel 5 mm  
Finishing : Rustic - Doff (wood)  
Doff-Tosca (cast steel)



## Design


### Equilo Chair

Jakarta, 2017

'Equilo' is derived from the 'equil' word of Katalan which means balance

Life is always talking about balance. we need to create a balance for every aspect of life. With a balanced attitude to life, it will grow the virtues within and radiate the benefits for surroundings.

Equilo chair try to bring the balance philosophy into a comfortable, aesthetic and different chair design by applying a reasonable combination of rattan and iron materials. the shape of the rattan arm resembles something that is circular enough to represent the symbol of balance in a visual different.



Detail 1  
Connection between the rattan bolts wrapped with rattan saga rope



Detail 2  
Connection of pipe steel and rattan with bolt system



PERSPEKTIF 1



PERSPEKTIF 2



PERSPEKTIF 3



# Design

## Husain A-Syifa House

Kramat Lontar, Jakarta 2017

Husain likes to own the comfort home for his and ger wife's eledery age. he loves the simplicity and uniqueness of american farmhouse style.

so he really want to be just simple to having home, he want to feel the small space of house that brings him and family to the intimate atmosphere

Simplicity shown by a traditional farmhouse architecture style adopted in facade, layout and material



Desain Fasad Depan



travertine tile



woodplank



Fullflat roofing



parquet flooring

comfortable space for old couple inspired by the americans



Master Bedroom



Living Room



Kitchen and Dining



Stair

Husain A-Syifa House

Kramat Lontar, Jakarta 2017



first floor



second floor



# Design

## Hardy House

Ketapang, Tangerang 2016

Hardy needs a new looking for his house than do renovation, in this project I and Hardy as the client collaborate to create a simple design for facade and several room.

minimalist style chosen as the main concept, composed with natural element such stone and brick for accentuation, Hardy feels that he want his house to reflects natural senses with minimalist form



Desain Fasad Depan



master bathroom



Idea of making cozy space using dining room open plan view to the small backyard,



kids bathroom



Kitchen design

# Design

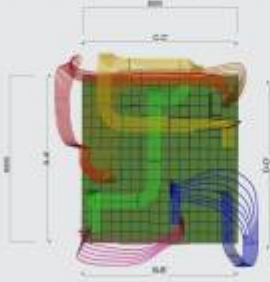
## Santai Cube Exposition

Jiexpo, Jakarta 2015

Concept :  
Budi wants to create a space to anticipate fatigue,  
so he questioning in the same time that  
the function of furniture which is always  
independent and separate with nature.

idea : Combining space and furniture,  
Bringing lanscape into interior space

then no significant barrier  
and everything is floating in the air



finishing process : lighting arrangement ect



construction process



flexibility of rattan



floating rattan



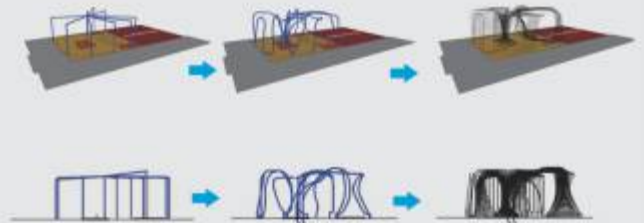
details

## Design Process

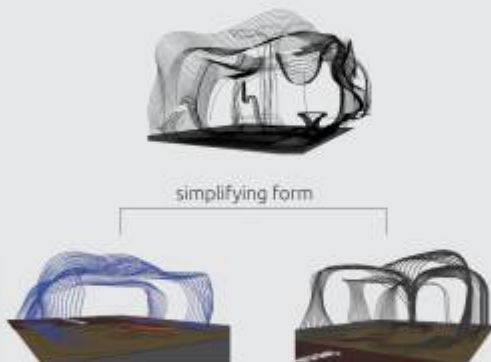
### Analysis of Human Flow



### 3 dimensional form study




### Form Options




### Design Development



more specifying the form considering to  
material construction possibilities



lanscape study





## Design

### Interior Study

2016

In order to increase a hard skill of 3d designing, I like to use my time to learn 3d modeling, texturing-mapping, detailing, lighting and rendering to get a better and better view of 3d render.



## Design

### Mandiri Viesta Point

Pekalongan Batik Week, 2016

This 3d design used for the booth design of Mandiri Viesta Point at Pekalongan Batik Weeks 2016. We were used vintage elements and modern lighting such a rustic wood combined with boxed lamps.





THANKS